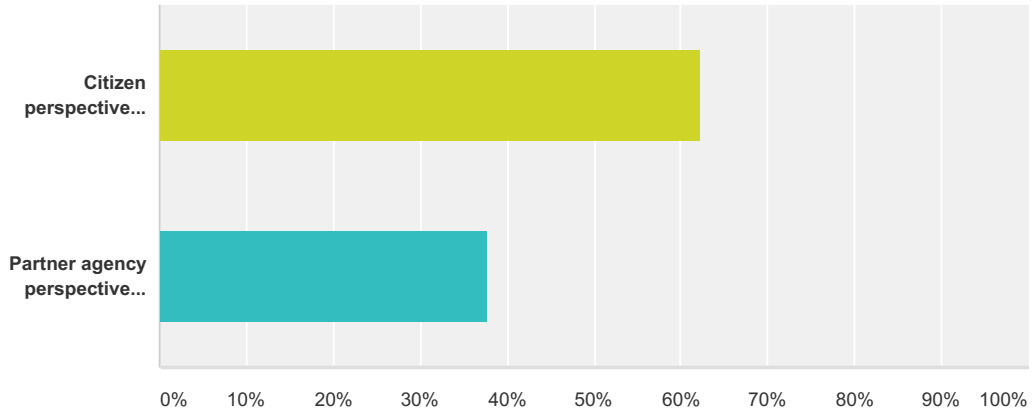


Q1 What is your survey perspective?

Answered: 2,521 Skipped: 2



Answer Choices	Responses
Citizen perspective responses	62.12% 1,566
Partner agency perspective responses	37.88% 955
Total	2,521

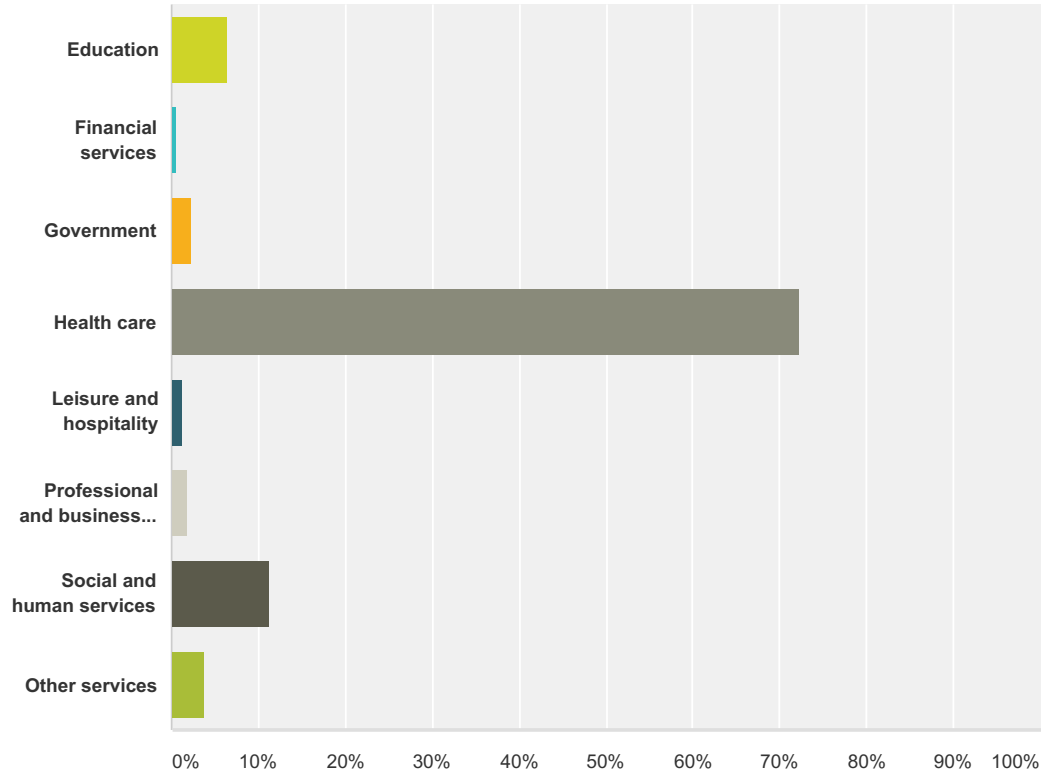
Q2 Name of the organization:

Answered: 759 Skipped: 1,764

Q3 Which of the following best classifies the primary services your organization provides?

Answered: 751 Skipped: 1,772


Regional Health Assessment



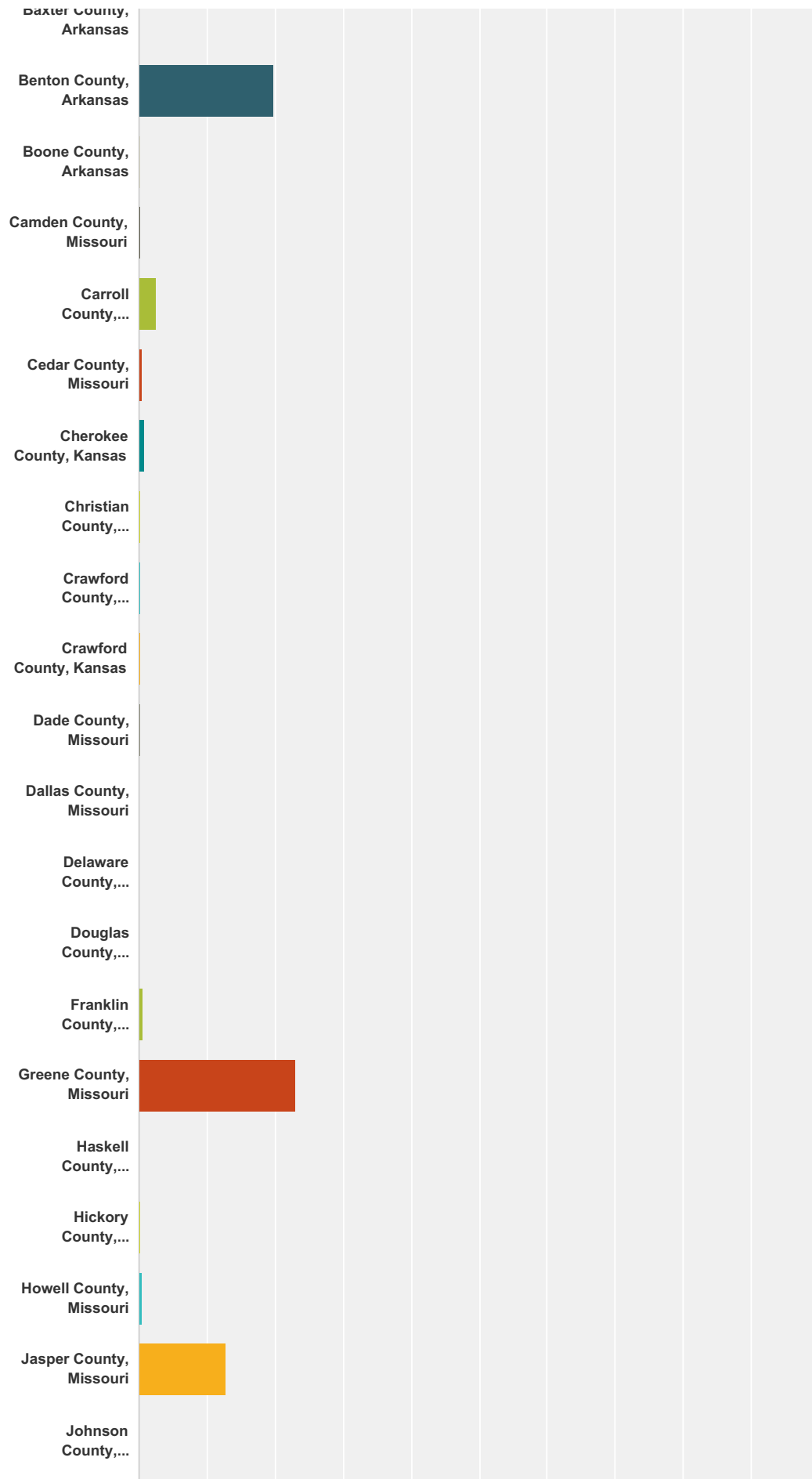
Answer Choices	Responses	Count
Education	6.52%	49
Financial services	0.53%	4
Government	2.40%	18
Health care	72.30%	543
Leisure and hospitality	1.20%	9
Professional and business services	1.86%	14
Social and human services	11.32%	85
Other services	3.86%	29
Total		751

Q4 What county is your organization headquartered in?

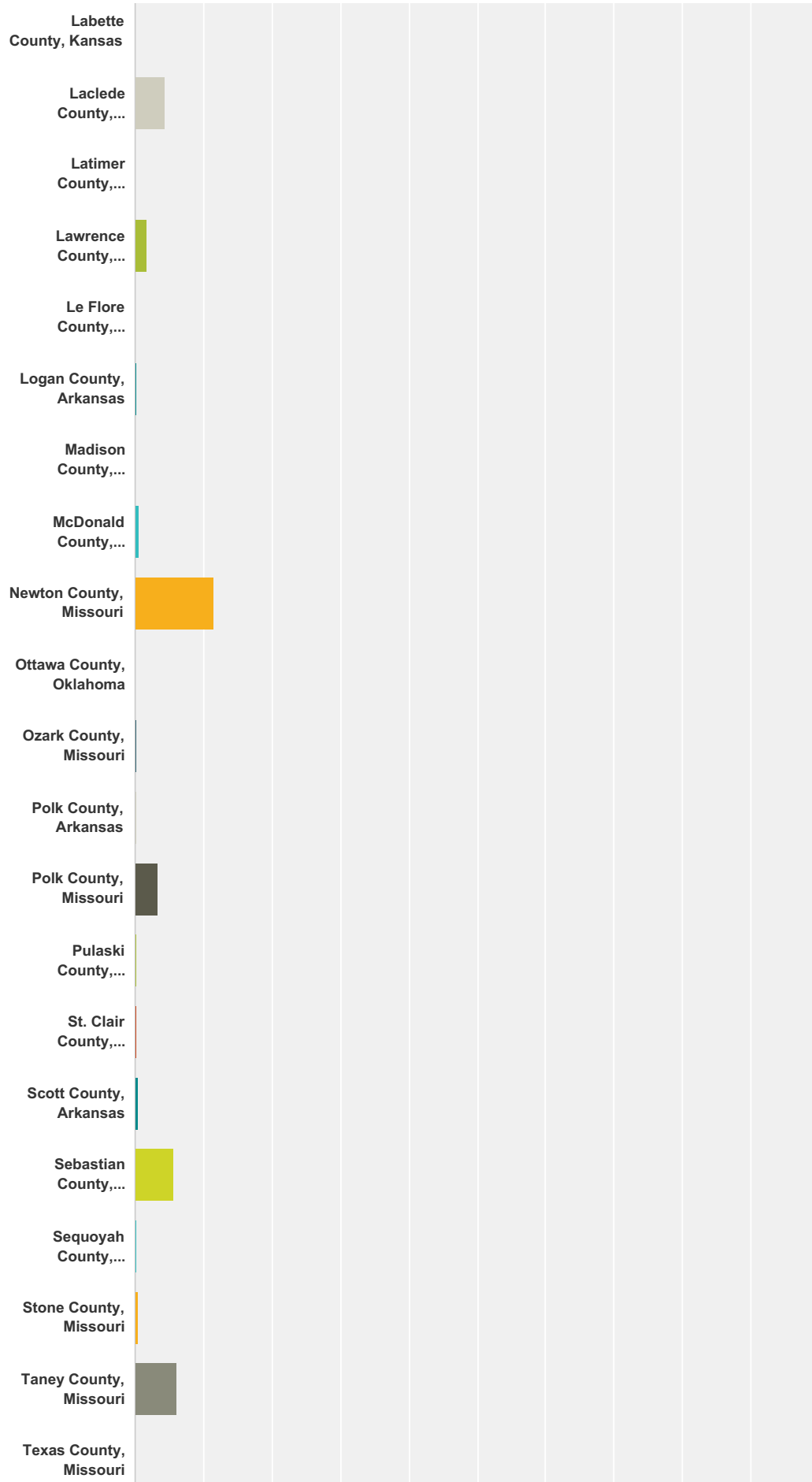
Answered: 734 Skipped: 1,789



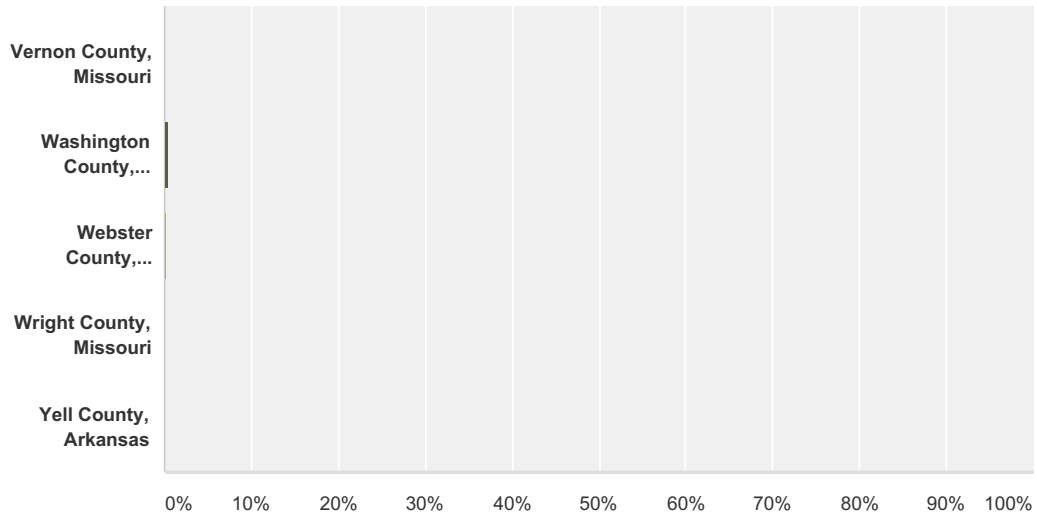
Regional Health Assessment



Regional Health Assessment



Regional Health Assessment



Answer Choices	Responses	
Adair County, Oklahoma	0.00%	0
Barry County, Missouri	2.45%	18
Barton County, Missouri	0.14%	1
Baxter County, Arkansas	0.00%	0
Benton County, Arkansas	19.89%	146
Boone County, Arkansas	0.14%	1
Camden County, Missouri	0.27%	2
Carroll County, Arkansas	2.59%	19
Cedar County, Missouri	0.41%	3
Cherokee County, Kansas	0.82%	6
Christian County, Missouri	0.27%	2
Crawford County, Arkansas	0.27%	2
Crawford County, Kansas	0.14%	1
Dade County, Missouri	0.14%	1
Dallas County, Missouri	0.00%	0
Delaware County, Oklahoma	0.00%	0
Douglas County, Missouri	0.00%	0
Franklin County, Arkansas	0.54%	4
Greene County, Missouri	22.89%	168
Haskell County, Oklahoma	0.00%	0
Hickory County, Missouri	0.14%	1
Howell County, Missouri	0.41%	3
Jasper County, Missouri	12.81%	94

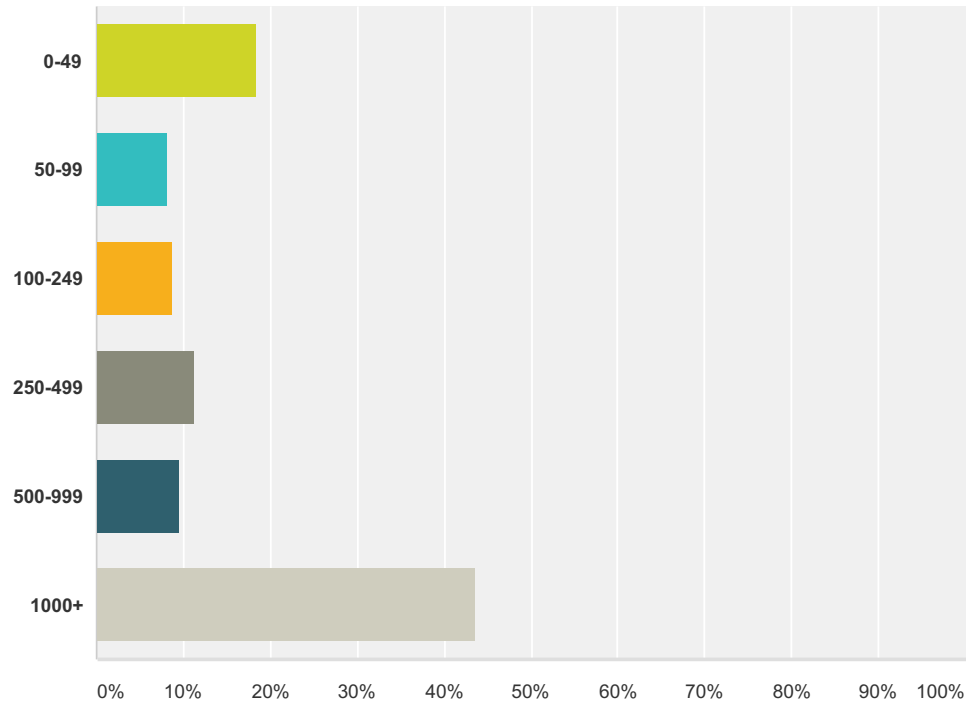
Regional Health Assessment

Johnson County, Arkansas	0.00%	0
Labette County, Kansas	0.00%	0
Laclede County, Missouri	4.36%	32
Latimer County, Oklahoma	0.00%	0
Lawrence County, Missouri	1.63%	12
Le Flore County, Oklahoma	0.00%	0
Logan County, Arkansas	0.27%	2
Madison County, Arkansas	0.00%	0
McDonald County, Missouri	0.54%	4
Newton County, Missouri	11.44%	84
Ottawa County, Oklahoma	0.00%	0
Ozark County, Missouri	0.14%	1
Polk County, Arkansas	0.27%	2
Polk County, Missouri	3.41%	25
Pulaski County, Missouri	0.27%	2
St. Clair County, Missouri	0.27%	2
Scott County, Arkansas	0.41%	3
Sebastian County, Arkansas	5.59%	41
Sequoyah County, Oklahoma	0.14%	1
Stone County, Missouri	0.41%	3
Taney County, Missouri	5.99%	44
Texas County, Missouri	0.00%	0
Vernon County, Missouri	0.00%	0
Washington County, Arkansas	0.41%	3
Webster County, Missouri	0.14%	1
Wright County, Missouri	0.00%	0
Yell County, Arkansas	0.00%	0
Total		734

Q5 How many people does your organization employ?

Answered: 734 Skipped: 1,789

Regional Health Assessment

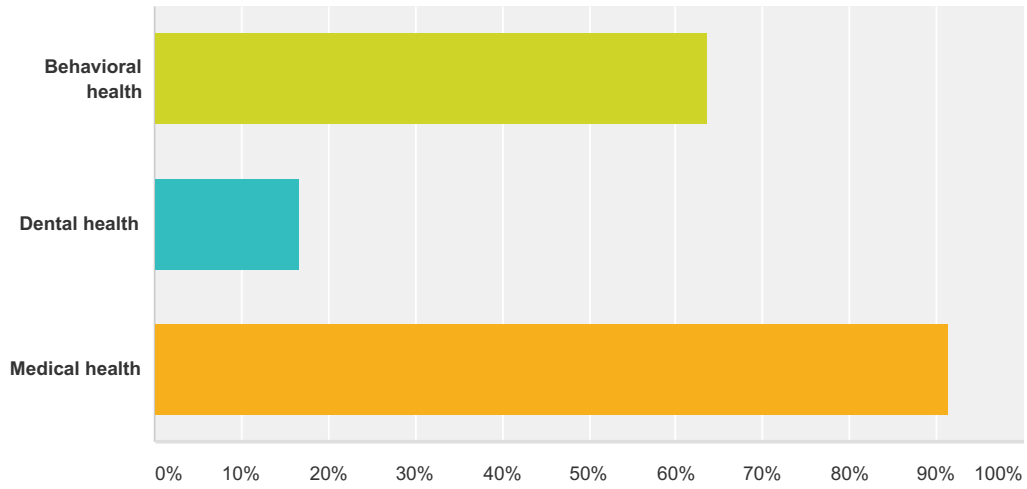


Answer Choices	Responses	Count
0-49	18.39%	135
50-99	8.17%	60
100-249	8.86%	65
250-499	11.17%	82
500-999	9.67%	71
1000+	43.73%	321
Total		734

Q6 Does your organization provide any of the following services:

Answered: 657 Skipped: 1,866

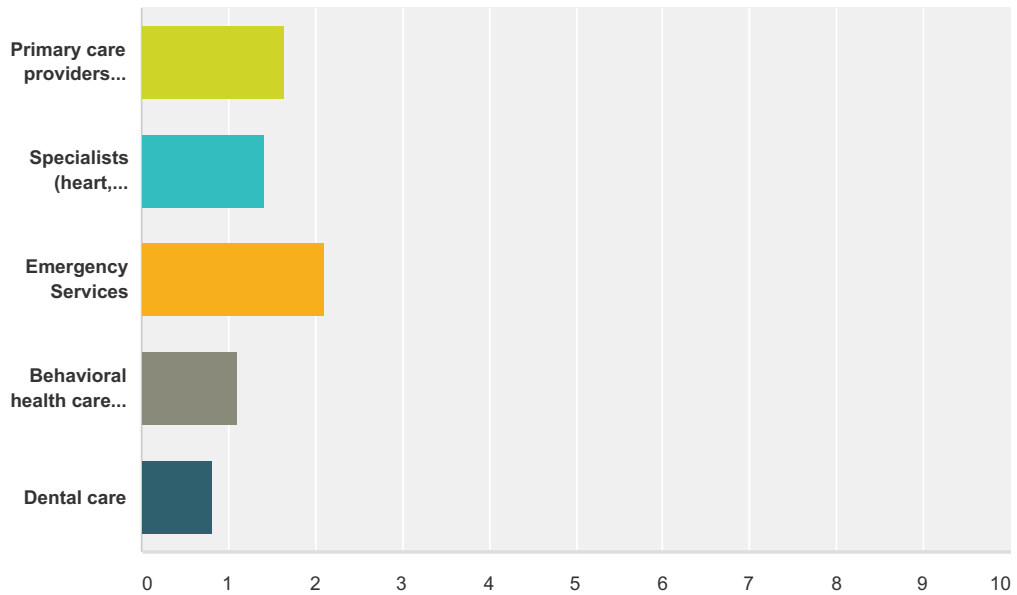
Regional Health Assessment



Answer Choices	Responses	Count
Behavioral health	63.62%	418
Dental health	16.74%	110
Medical health	91.48%	601
Total Respondents: 657		

Q7 In the past 12 months, when those you serve needed the following care, how difficult was it to get access to:

Answered: 524 Skipped: 1,999



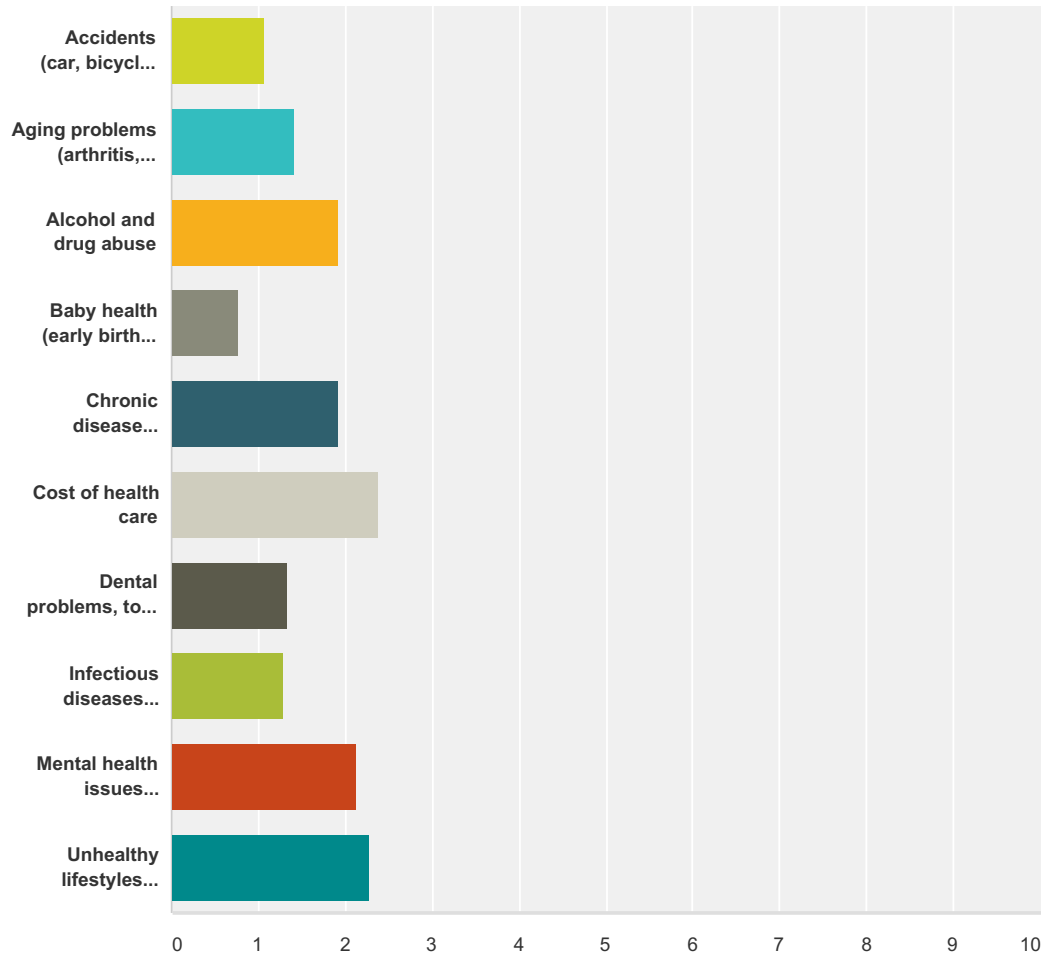
	I am not able to answer this question	N/A = They did not need this type of care	They could not get care when needed	They obtained care, but with great difficulty	They obtained care with some difficulty	They obtained care with no difficulty	Total	Weighted Average

Regional Health Assessment

Primary care providers (family doctor, child doctor, prenatal)	19.77% 103	2.50% 13	4.99% 26	10.17% 53	32.63% 170	29.94% 156	521	1.65
Specialists (heart, diabetes, cancer, foot, lung)	23.12% 120	4.24% 22	4.82% 25	13.87% 72	33.53% 174	20.42% 106	519	1.42
Emergency Services	18.75% 96	2.15% 11	2.73% 14	2.73% 14	13.09% 67	60.55% 310	512	2.11
Behavioral health care (psychiatry, substance abuse, therapy)	23.12% 120	4.05% 21	15.41% 80	17.92% 93	25.05% 130	14.45% 75	519	1.11
Dental care	38.22% 198	7.53% 39	14.09% 73	13.32% 69	12.55% 65	14.29% 74	518	0.81

Q8 How serious have the following issues been for those you serve in the last year?

Answered: 512 Skipped: 2,011



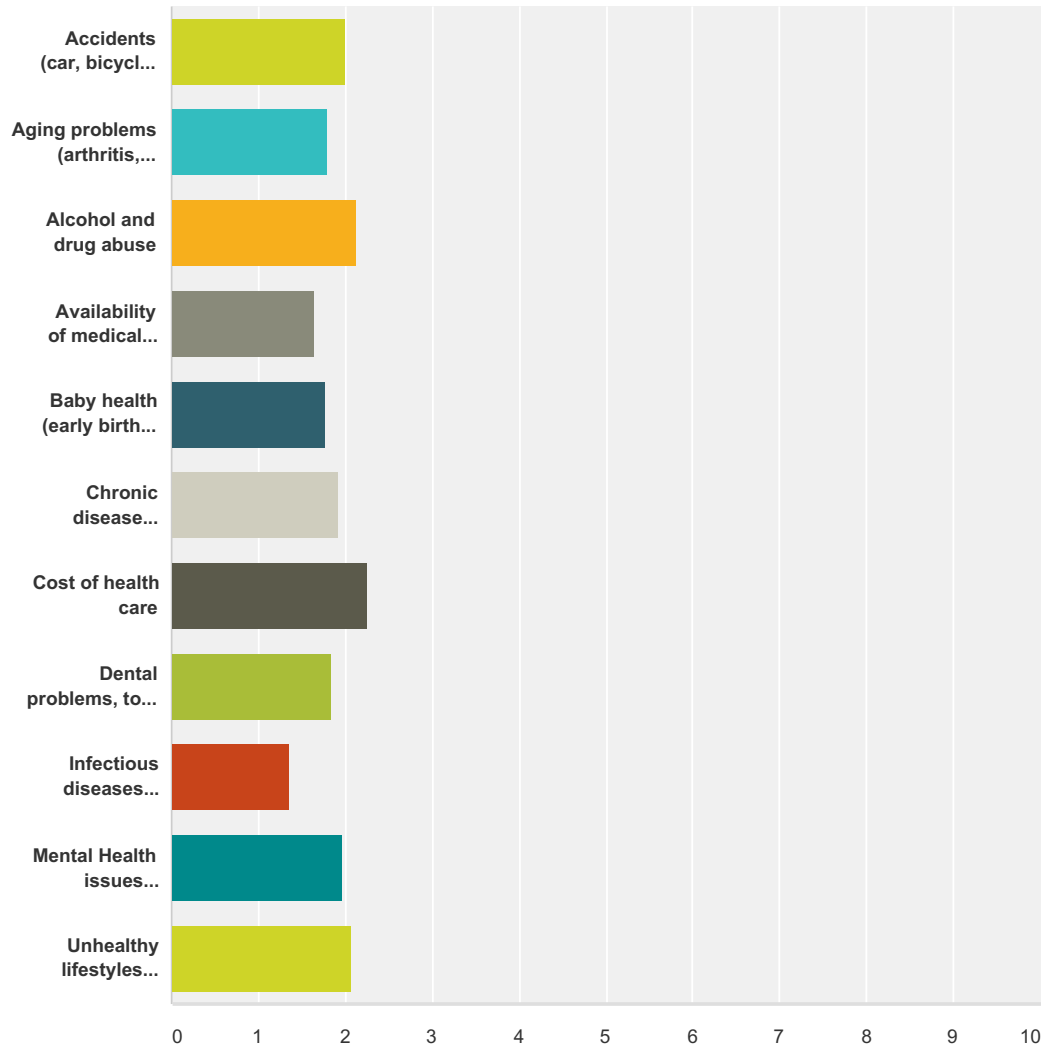
Regional Health Assessment

	I am not able to answer this question	N/A = does not apply to them, my organization does not have experience with this	Not serious (e.g. teen acne)	Somewhat serious	Moderately serious	Serious	Very serious (e.g., HIV/AIDS)	Total	Weighted Average
Accidents (car, bicycle, falls)	28.06% 142	10.47% 53	9.88% 50	20.55% 104	11.86% 60	14.23% 72	4.94% 25	506	1.07
Aging problems (arthritis, hearing/vision loss)	20.44% 103	8.73% 44	6.75% 34	17.86% 90	21.03% 106	19.44% 98	5.75% 29	504	1.41
Alcohol and drug abuse	16.17% 82	5.72% 29	3.94% 20	15.98% 81	14.79% 75	26.82% 136	16.57% 84	507	1.92
Baby health (early birth, low birth weight)	37.18% 187	12.13% 61	10.34% 52	17.89% 90	9.94% 50	9.54% 48	2.98% 15	503	0.78
Chronic disease (cancer, diabetes, heart disease, lung disease, obesity)	17.49% 89	4.52% 23	5.30% 27	11.98% 61	15.91% 81	31.04% 158	13.75% 70	509	1.92
Cost of health care	14.51% 74	2.55% 13	2.55% 13	9.22% 47	11.18% 57	34.71% 177	25.29% 129	510	2.37
Dental problems, tooth pain	30.02% 151	7.95% 40	7.36% 37	12.33% 62	15.11% 76	18.29% 92	8.95% 45	503	1.33
Infectious diseases (hepatitis, TB, flu, STDs)	23.76% 120	5.74% 29	11.29% 57	17.03% 86	19.60% 99	16.24% 82	6.34% 32	505	1.30
Mental health issues (depression, anxiety, suicidal thoughts, psychiatric problems)	16.47% 84	4.12% 21	2.94% 15	12.94% 66	12.55% 64	28.82% 147	22.16% 113	510	2.13
Unhealthy lifestyles (tobacco, unhealthy eating, not exercising, not using a seat belt, not getting shots)	13.56% 69	2.95% 15	2.55% 13	10.02% 51	16.70% 85	33.40% 170	20.83% 106	509	2.27

Q9 From the following list pick the three biggest things that keeps those you serve from improving their health. Please rank their top three issues, with 1 being the most important.

Answered: 500 Skipped: 2,023

Regional Health Assessment



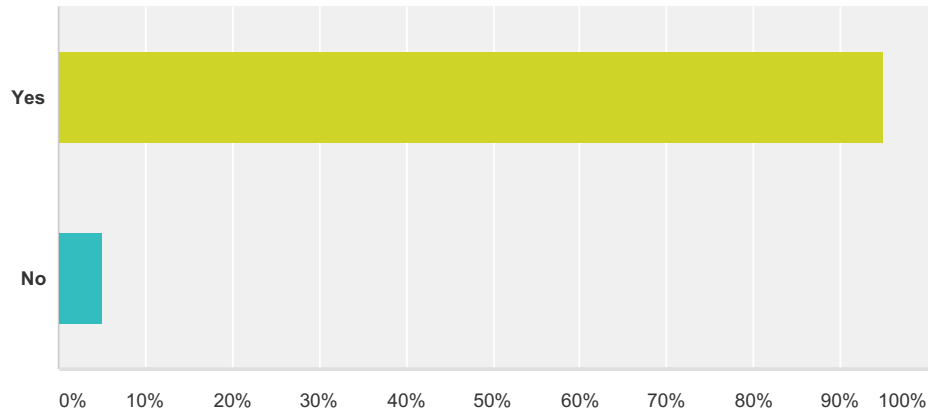
	1	2	3	Total	Weighted Average
Accidents (car, bicycle, falls)	33.33% 11	33.33% 11	33.33% 11	33	2.00
Aging problems (arthritis, hearing/vision loss)	26.32% 25	26.32% 25	47.37% 45	95	1.79
Alcohol and drug abuse	35.62% 52	41.10% 60	23.29% 34	146	2.12
Availability of medical appointments	17.07% 14	30.49% 25	52.44% 43	82	1.65
Baby health (early birth, low birth weight)	22.73% 5	31.82% 7	45.45% 10	22	1.77
Chronic disease (cancer, diabetes, heart disease, lung disease, obesity)	28.06% 55	36.22% 71	35.71% 70	196	1.92
Cost of health care	49.66% 147	25.34% 75	25.00% 74	296	2.25
Dental problems, tooth pain	13.73% 7	56.86% 29	29.41% 15	51	1.84
Infectious diseases (hepatitis, TB, Flu, STDs)	4.35% 1	26.09% 6	69.57% 16	23	1.35

Regional Health Assessment

Mental Health issues (depression, anxiety, suicidal thoughts, psychiatric problems)	28.50% 59	38.65% 80	32.85% 68	207	1.96
Unhealthy lifestyles (tobacco, unhealthy eating, not exercising, not using a seat belt, not getting shots)	37.91% 116	30.72% 94	31.37% 96	306	2.07

Q10 Does your organization work with other organizations to improve health and quality of life?

Answered: 505 Skipped: 2,018

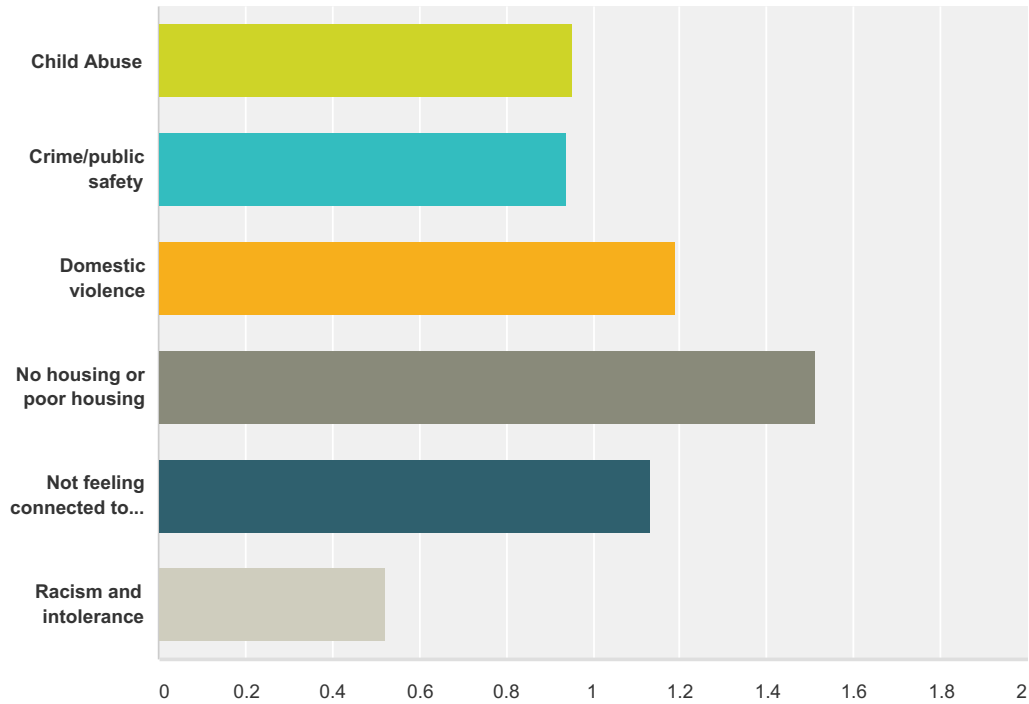


Answer Choices	Responses
Yes	95.05% 480
No	4.95% 25
Total	505

Q11 How serious have the following issues been for those you serve in the last year?

Answered: 458 Skipped: 2,065

Regional Health Assessment

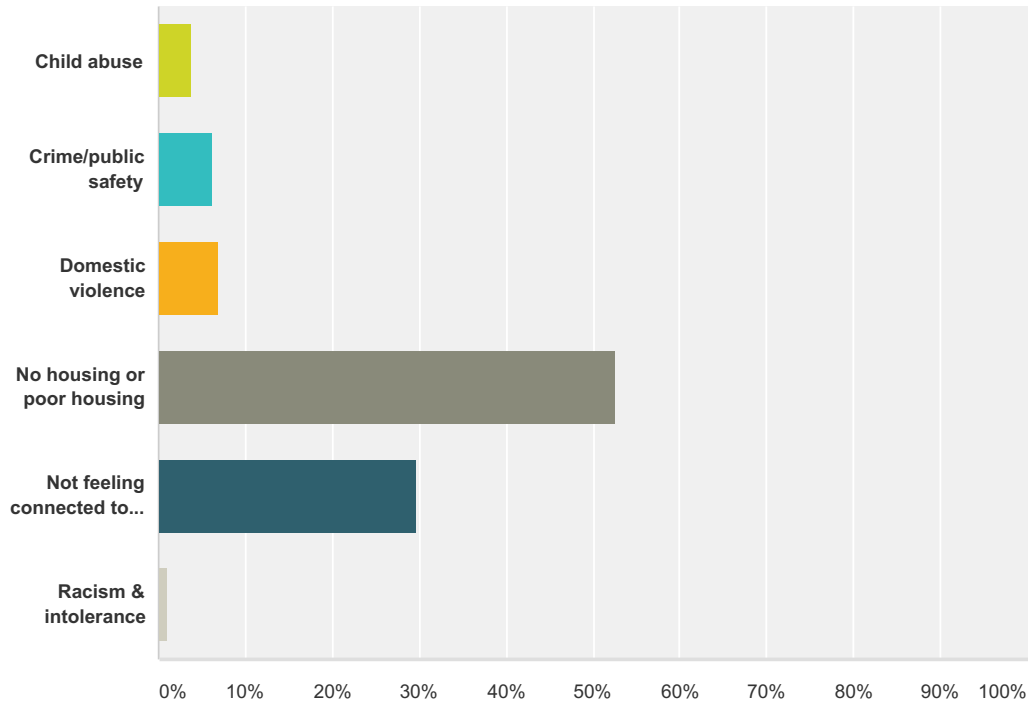


	I am not able to answer this question	Does not apply to them, did not have any experience with it	Not serious (e.g. teen acne)	Somewhat serious	Moderately serious	Serious	Very Serious (e.g., HIV/AIDS)	Total	Weighted Average
Child Abuse	30.04% 137	14.47% 66	7.89% 36	19.96% 91	12.50% 57	10.09% 46	5.04% 23	456	0.95
Crime/public safety	26.21% 119	13.00% 59	10.13% 46	24.23% 110	12.78% 58	10.35% 47	3.30% 15	454	0.94
Domestic violence	23.90% 109	9.43% 43	9.21% 42	21.05% 96	16.23% 74	14.91% 68	5.26% 24	456	1.19
No housing or poor housing	16.85% 77	7.66% 35	6.56% 30	22.10% 101	19.04% 87	20.13% 92	7.66% 35	457	1.51
Not feeling connected to others	23.41% 107	8.10% 37	11.60% 53	22.10% 101	16.41% 75	15.32% 70	3.06% 14	457	1.13
Racism and intolerance	27.15% 123	18.32% 83	23.84% 108	16.11% 73	9.27% 42	4.19% 19	1.10% 5	453	0.52

Q12 From the following list pick the biggest thing that keeps those you serve from improving their health:

Answered: 405 Skipped: 2,118

Regional Health Assessment

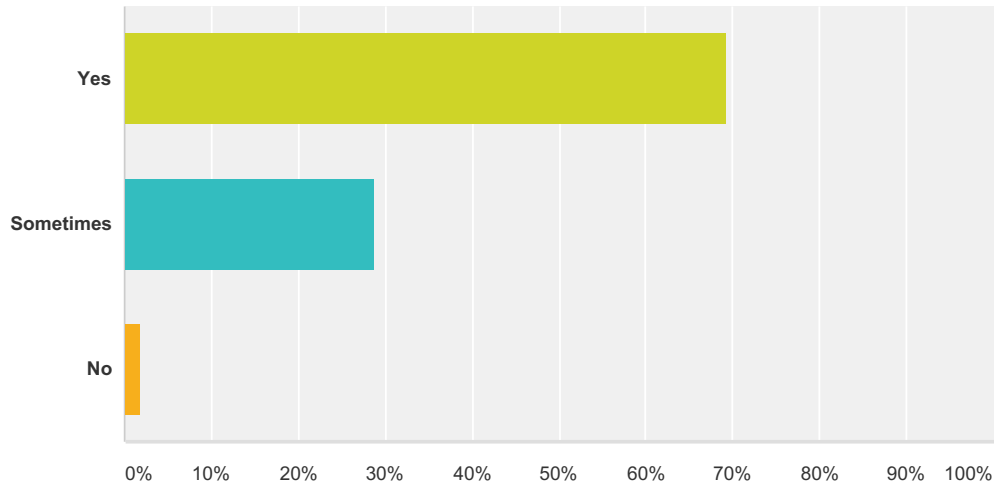


Answer Choices	Responses	Count
Child abuse	3.70%	15
Crime/public safety	6.17%	25
Domestic violence	6.91%	28
No housing or poor housing	52.59%	213
Not feeling connected to others	29.63%	120
Racism & intolerance	0.99%	4
Total		405

Q13 Is this community a good place to raise children (Consider school quality, day care, after school programs, recreation, etc.)?

Answered: 456 Skipped: 2,067

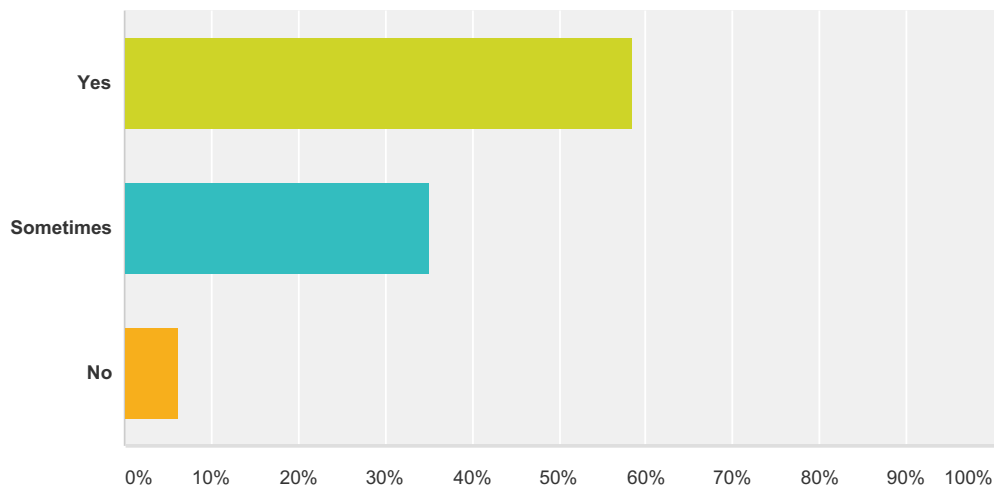
Regional Health Assessment



Answer Choices	Responses	Count
Yes	69.30%	316
Sometimes	28.73%	131
No	1.97%	9
Total		456

Q14 Is this community a good place to grow old (Consider elder-friendly housing, transportation to medical services, churches, shopping, elder day care, social support for the elderly living alone, Meals on Wheels, etc.)?

Answered: 458 Skipped: 2,065



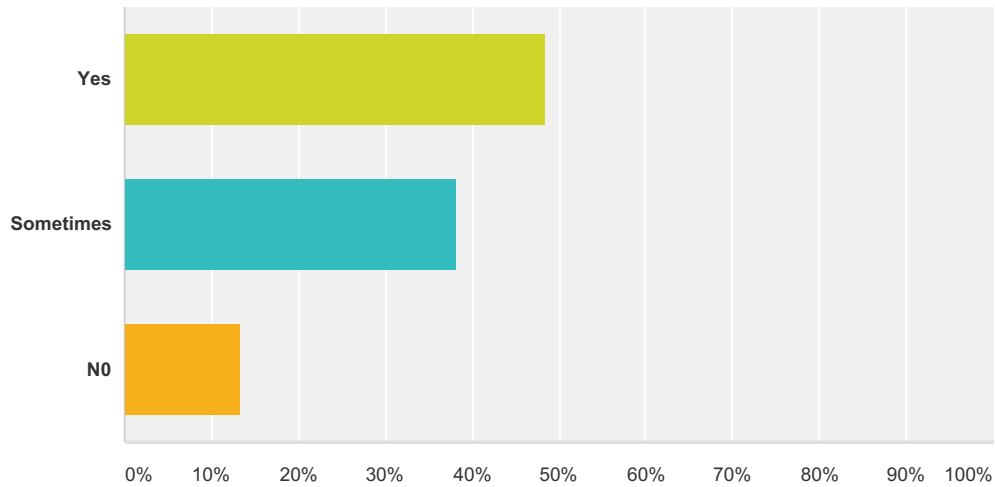
Answer Choices	Responses	Count
Yes	58.52%	268

Regional Health Assessment

Sometimes	35.15%	161
No	6.33%	29
Total		458

Q15 Is there economic opportunity in the community (Consider locally owned and operated businesses, jobs with career growth, job training/higher education opportunities, affordable housing, reasonable commute, etc.)?

Answered: 460 Skipped: 2,063

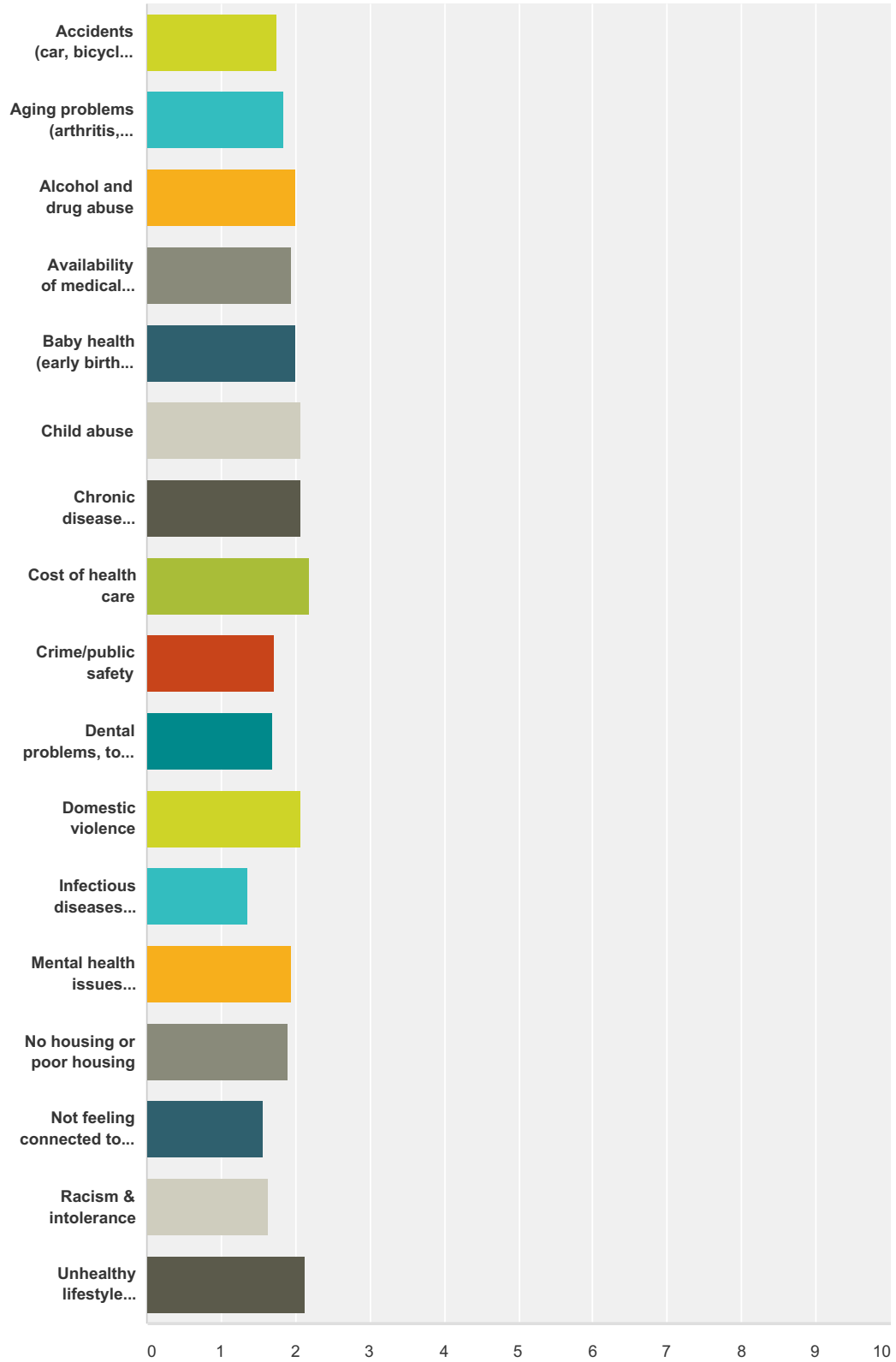


Answer Choices	Responses
Yes	48.48% 223
Sometimes	38.26% 176
NO	13.26% 61
Total	460

Q16 In the next five years, what are the top 3 issues that, if addressed, help improve your clients' health? Please rank them 1 to 3, with 1 being the most important.

Answered: 450 Skipped: 2,073

Regional Health Assessment



	1	2	3	Total	Weighted Average
Accidents (car, bicycle, falls)	29.41%	17.65%	52.94%	17	1.76
	5	3	9		

Regional Health Assessment

Aging problems (arthritis, hearing/vision loss)	29.27% 24	25.61% 21	45.12% 37	82	1.84
Alcohol and drug abuse	30.94% 43	38.13% 53	30.94% 43	139	2.00
Availability of medical appointments	29.27% 24	35.37% 29	35.37% 29	82	1.94
Baby health (early birth, low birth weight)	30.77% 4	38.46% 5	30.77% 4	13	2.00
Child abuse	37.50% 6	31.25% 5	31.25% 5	16	2.06
Chronic disease (cancer, diabetes, heart disease, lung disease, obesity)	34.36% 56	37.42% 61	28.22% 46	163	2.06
Cost of health care	45.45% 100	27.73% 61	26.82% 59	220	2.19
Crime/public safety	17.65% 3	35.29% 6	47.06% 8	17	1.71
Dental problems, tooth pain	18.52% 5	33.33% 9	48.15% 13	27	1.70
Domestic violence	35.29% 6	35.29% 6	29.41% 5	17	2.06
Infectious diseases (hepatitis, TB, flu, STDs)	7.14% 1	21.43% 3	71.43% 10	14	1.36
Mental health issues (depression, anxiety, suicidal thoughts, psychiatric problems)	25.00% 43	44.77% 77	30.23% 52	172	1.95
No housing or poor housing	28.38% 21	33.78% 25	37.84% 28	74	1.91
Not feeling connected to others	14.29% 3	28.57% 6	57.14% 12	21	1.57
Racism & intolerance	12.50% 1	37.50% 3	50.00% 4	8	1.63
Unhealthy lifestyle (tobacco, unhealthy eating, not exercising, not using a seat belt, not getting shots)	42.56% 103	28.10% 68	29.34% 71	242	2.13

Q17 Finally, from the perspective of your organization, what makes you proudest of your community?

Answered: 290 Skipped: 2,233

Q18 Address

Answered: 153 Skipped: 2,370

Answer Choices	Responses
Name	98.04% 150
Company	0.00% 0
Address	0.00% 0

Regional Health Assessment

Address 2	0.00%	0
City/Town	0.00%	0
State/Province	0.00%	0
ZIP/Postal Code	100.00%	153
Country	0.00%	0
Email Address	96.73%	148
Phone Number	0.00%	0

Q19 Please list those organizations you partner with most often:

Answered: 338 Skipped: 2,185

Q20 What zip code do you live in?

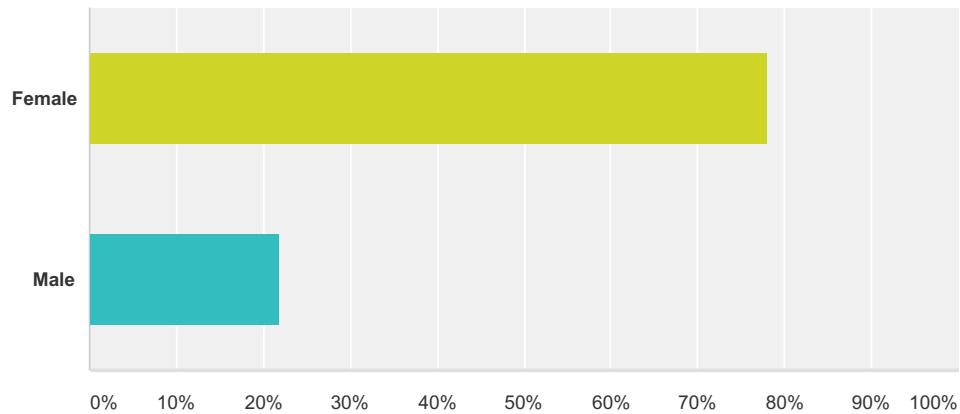
Answered: 1,463 Skipped: 1,060

Q21 What is your age in years?

Answered: 1,450 Skipped: 1,073

Q22 What is your gender?

Answered: 1,450 Skipped: 1,073



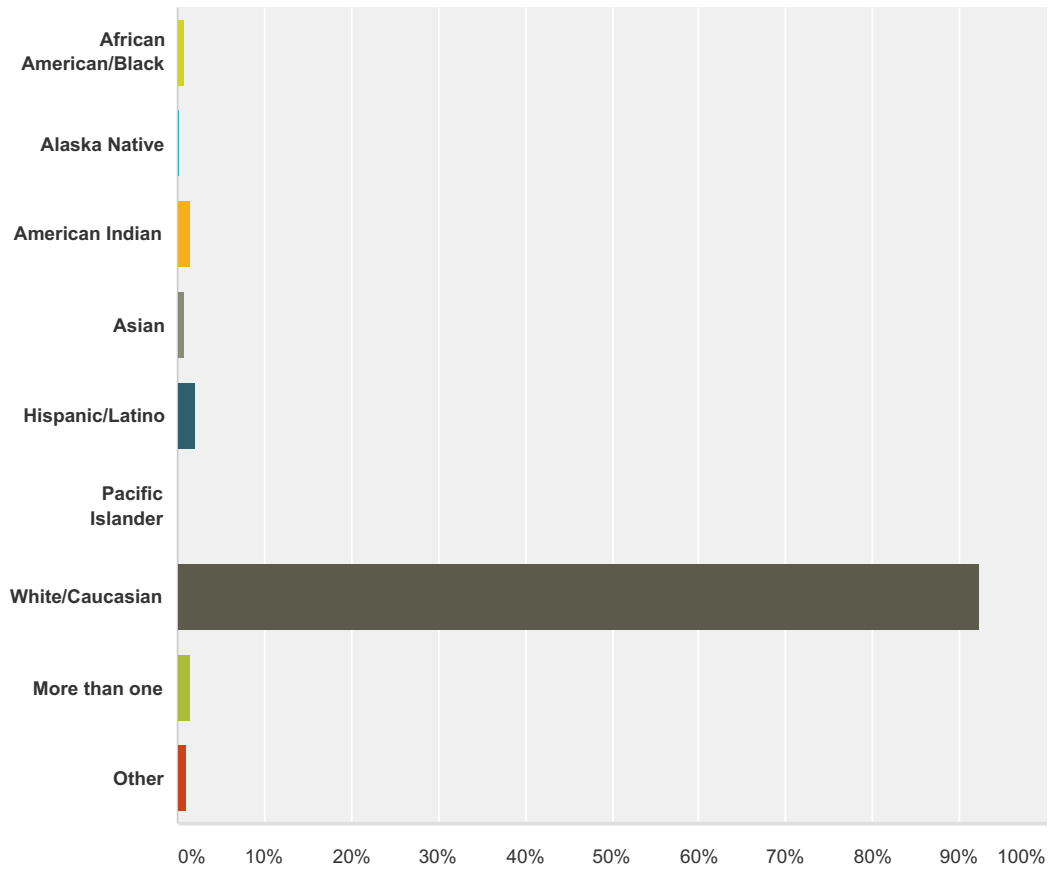
Answer Choices	Responses
Female	78.07% 1,132
Male	21.93% 318
Total	1,450

Q23 What ethnic group do you most identify

Regional Health Assessment

with?

Answered: 1,445 Skipped: 1,078

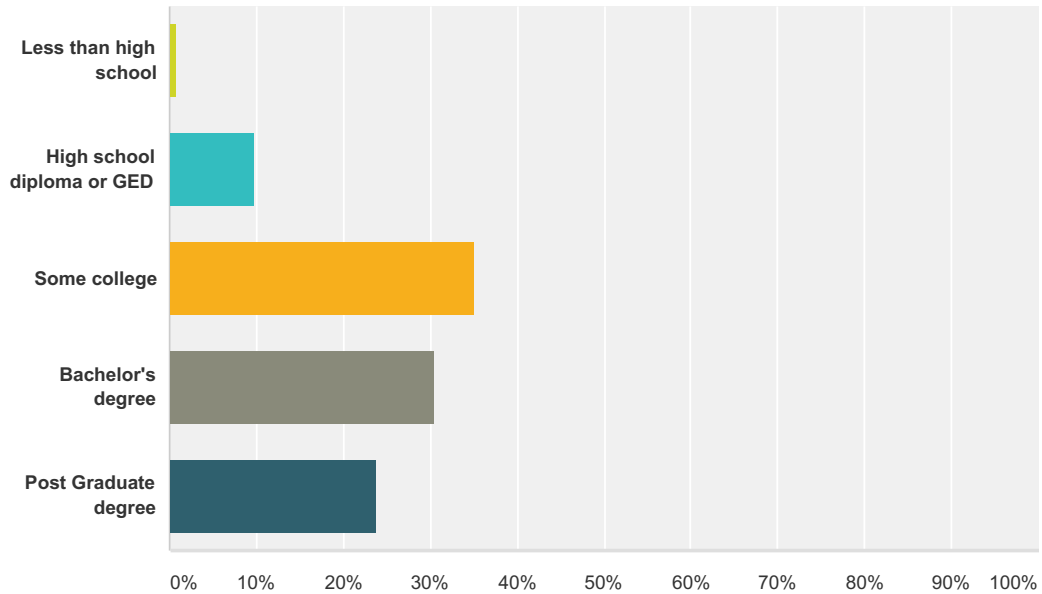


Answer Choices	Responses	Count
African American/Black	0.83%	12
Alaska Native	0.14%	2
American Indian	1.45%	21
Asian	0.76%	11
Hispanic/Latino	2.08%	30
Pacific Islander	0.07%	1
White/Caucasian	92.25%	1,333
More than one	1.45%	21
Other	0.97%	14
Total		1,445

Q24 What is your highest level of education?

Answered: 1,455 Skipped: 1,068

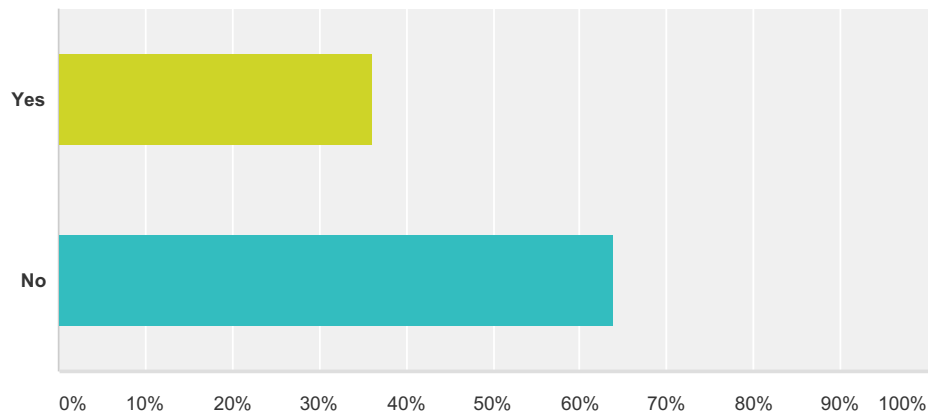
Regional Health Assessment



Answer Choices	Responses
Less than high school	0.82% 12
High school diploma or GED	9.76% 142
Some college	35.05% 510
Bachelor's degree	30.52% 444
Post Graduate degree	23.85% 347
Total	1,455

Q25 Are there children under age 18 in your household?

Answered: 1,456 Skipped: 1,067



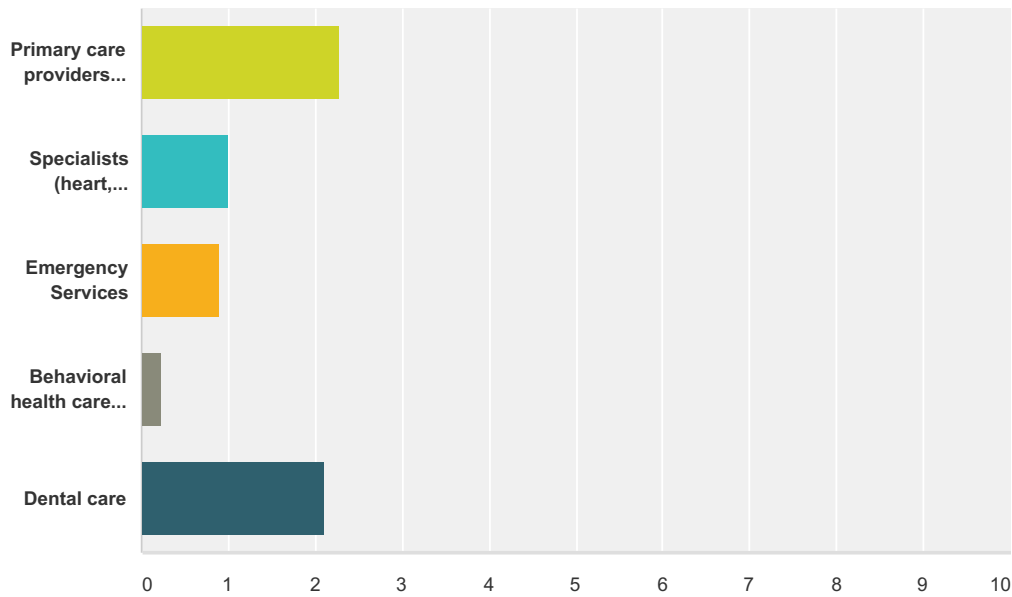
Answer Choices	Responses
Yes	36.06% 525
No	63.94% 931

Q26 How many children under 18 live in your household?

Answered: 529 Skipped: 1,994

Q27 In the past 12 months, when you needed the following care, how difficult was it to get appointments with:

Answered: 1,349 Skipped: 1,174

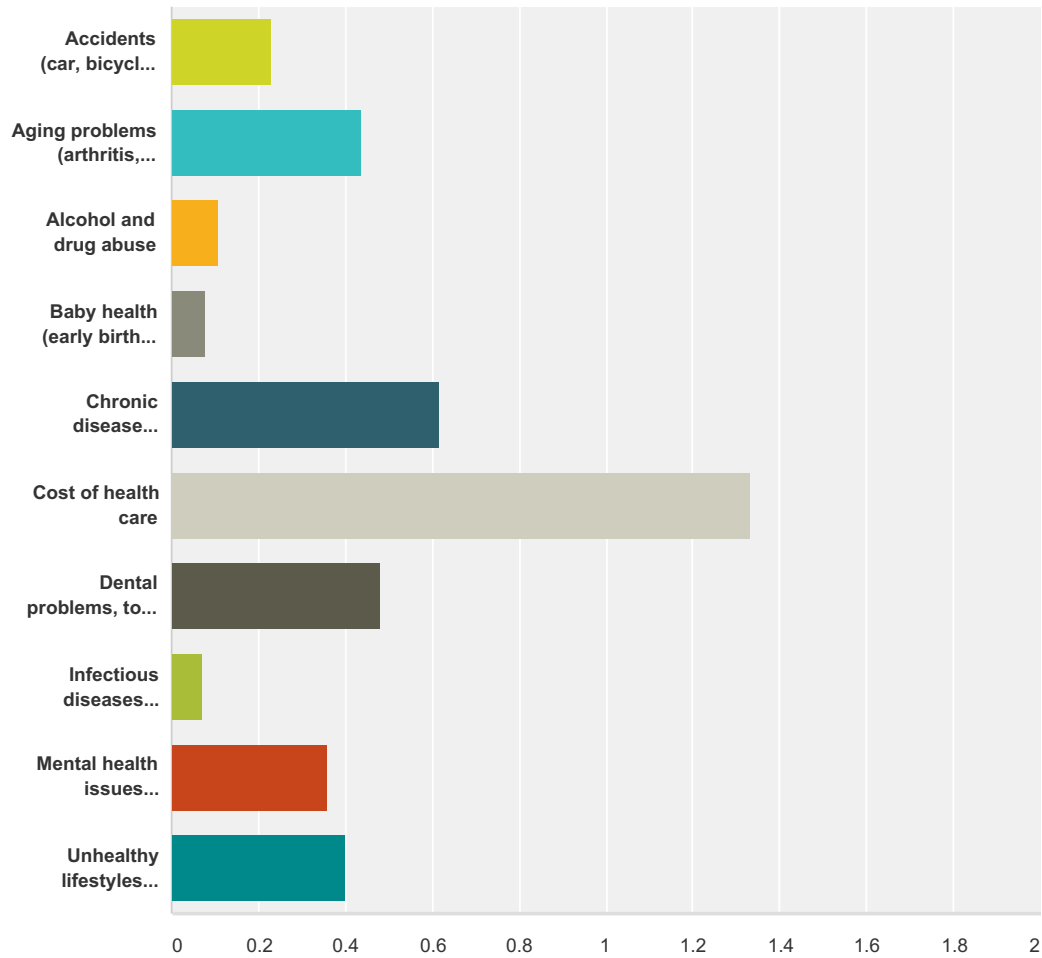


	I am not able to answer this question	N/A = I did not need this type of care	I could not get care when I needed it	I obtained care, but with great difficulty	I obtained care with some difficulty	I obtained care with no difficulty	Total	Weighted Average
Primary care providers (family doctor, child doctor, prenatal)	0.45% 6	7.80% 105	5.65% 76	5.27% 71	19.61% 264	61.22% 824	1,346	2.28
Specialists (heart, diabetes, cancer, foot, lung)	3.95% 53	50.60% 679	3.43% 46	6.18% 83	13.34% 179	22.50% 302	1,342	1.00
Emergency Services	4.88% 65	60.02% 800	1.05% 14	3.38% 45	6.00% 80	24.68% 329	1,333	0.89
Behavioral health care (psychiatry, substance abuse, therapy)	8.47% 113	77.66% 1,036	3.45% 46	2.32% 31	3.22% 43	4.87% 65	1,334	0.23
Dental care	2.70% 36	18.43% 246	4.12% 55	2.92% 39	8.54% 114	63.30% 845	1,335	2.10

Q28 How serious have the following issues been for you or your family in the last year?

Regional Health Assessment

Answered: 1,347 Skipped: 1,176



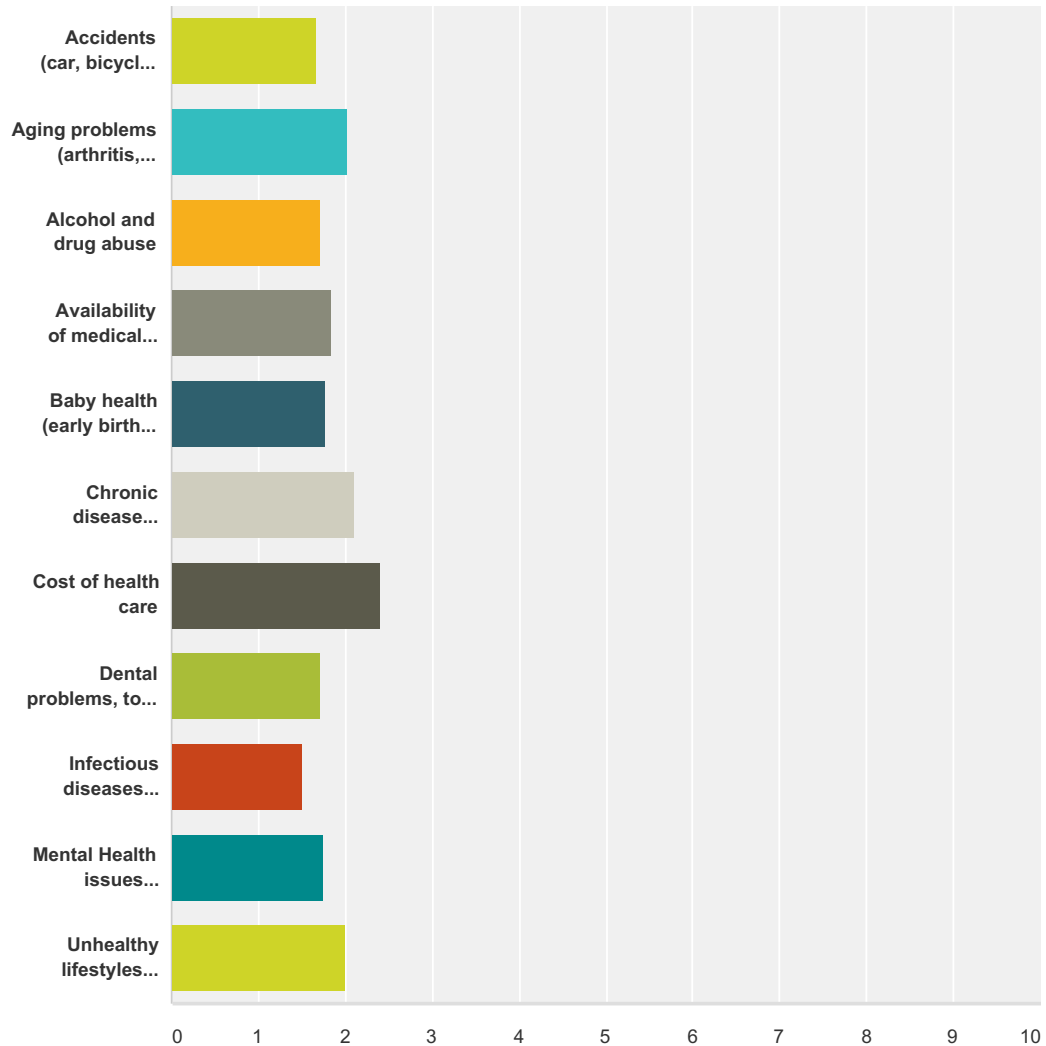
	I am not able to answer this question	N/A = does not apply to me, did not have any experience with it	Not serious (e.g. teen acne)	Somewhat serious	Moderately serious	Serious	Very serious (e.g., HIV/AIDS)	Total	Weighted Average
Accidents (car, bicycle, falls)	2.16% 29	74.18% 997	10.42% 140	7.07% 95	3.27% 44	2.31% 31	0.60% 8	1,344	0.23
Aging problems (arthritis, hearing/vision loss)	2.02% 27	51.94% 695	20.18% 270	13.75% 184	7.40% 99	3.66% 49	1.05% 14	1,338	0.44
Alcohol and drug abuse	2.69% 36	87.50% 1,169	4.87% 65	2.10% 28	0.67% 9	1.57% 21	0.60% 8	1,336	0.11
Baby health (early birth, low birth weight)	3.29% 44	90.07% 1,206	3.29% 44	1.27% 17	0.37% 5	1.05% 14	0.67% 9	1,339	0.08
Chronic disease (cancer, diabetes, heart disease, lung disease, obesity)	2.17% 29	56.31% 754	10.75% 144	13.59% 182	6.65% 89	7.39% 99	3.14% 42	1,339	0.62
Cost of health care	1.72% 23	17.75% 237	18.73% 250	23.15% 309	14.31% 191	15.96% 213	8.39% 112	1,335	1.33
Dental problems, tooth pain	1.58% 21	41.86% 555	29.64% 393	13.80% 183	6.94% 92	4.45% 59	1.73% 23	1,326	0.48

Regional Health Assessment

Infectious diseases (hepatitis, TB, flu, STDs)	3.31% 44	85.49% 1,137	7.14% 95	2.11% 28	0.98% 13	0.68% 9	0.30% 4	1,330	0.07
Mental health issues (depression, anxiety, suicidal thoughts, ADHD, psychiatric problems)	2.77% 37	69.46% 928	9.73% 130	8.46% 113	3.52% 47	3.82% 51	2.25% 30	1,336	0.36
Unhealthy lifestyles (tobacco, unhealthy eating, not exercising, not using a seat belt, not getting shots)	3.00% 40	54.73% 729	19.82% 264	11.86% 158	5.41% 72	3.60% 48	1.58% 21	1,332	0.40

Q29 From the following list pick the three biggest things that keep you and your family from improving their health. Please rank your top three issues, with 1 being the most important.

Answered: 1,238 Skipped: 1,285

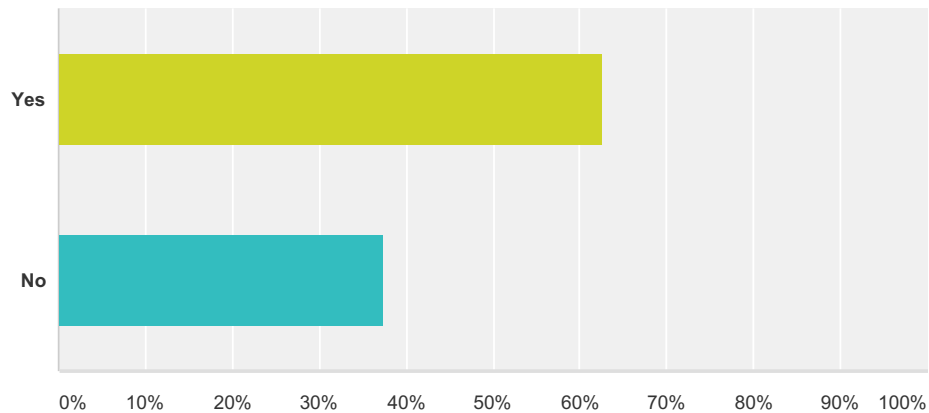


Regional Health Assessment

	1	2	3	Total	Weighted Average
Accidents (car, bicycle, falls)	22.76% 28	21.95% 27	55.28% 68	123	1.67
Aging problems (arthritis, hearing/vision loss)	34.26% 172	34.46% 173	31.27% 157	502	2.03
Alcohol and drug abuse	22.45% 11	26.53% 13	51.02% 25	49	1.71
Availability of medical appointments	21.18% 72	41.76% 142	37.06% 126	340	1.84
Baby health (early birth, low birth weight)	13.64% 3	50.00% 11	36.36% 8	22	1.77
Chronic disease (cancer, diabetes, heart disease, lung disease, obesity)	37.64% 137	35.71% 130	26.65% 97	364	2.11
Cost of health care	57.18% 482	25.15% 212	17.67% 149	843	2.40
Dental problems, tooth pain	10.68% 22	50.49% 104	38.83% 80	206	1.72
Infectious diseases (hepatitis, TB, Flu, STDs)	10.81% 4	29.73% 11	59.46% 22	37	1.51
Mental Health issues (depression, anxiety, suicidal thoughts, psychiatric problems)	18.01% 38	40.28% 85	41.71% 88	211	1.76
Unhealthy lifestyles (tobacco, unhealthy eating, not exercising, not using a seat belt, not getting shots)	34.66% 227	31.91% 209	33.44% 219	655	2.01

Q30 Are you aware of people or groups in the community working together to improve health and quality of life?

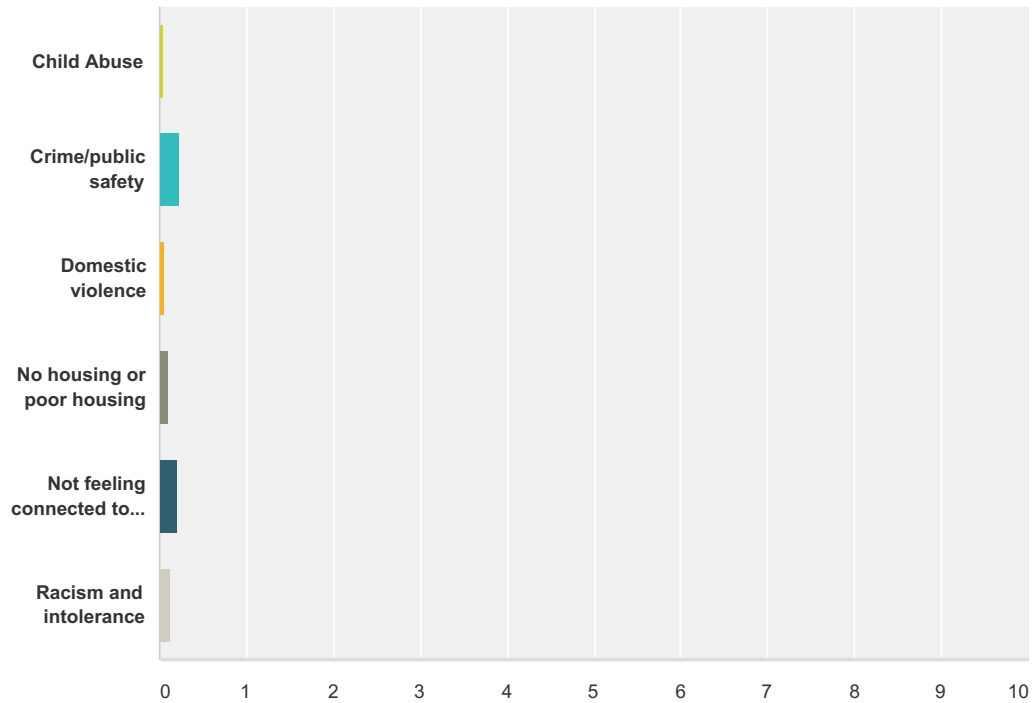
Answered: 1,338 Skipped: 1,185



Answer Choices	Responses
Yes	62.56% 837
No	37.44% 501
Total	1,338

Q31 How serious have the following issues been for you or your family in the last year?

Answered: 1,270 Skipped: 1,253

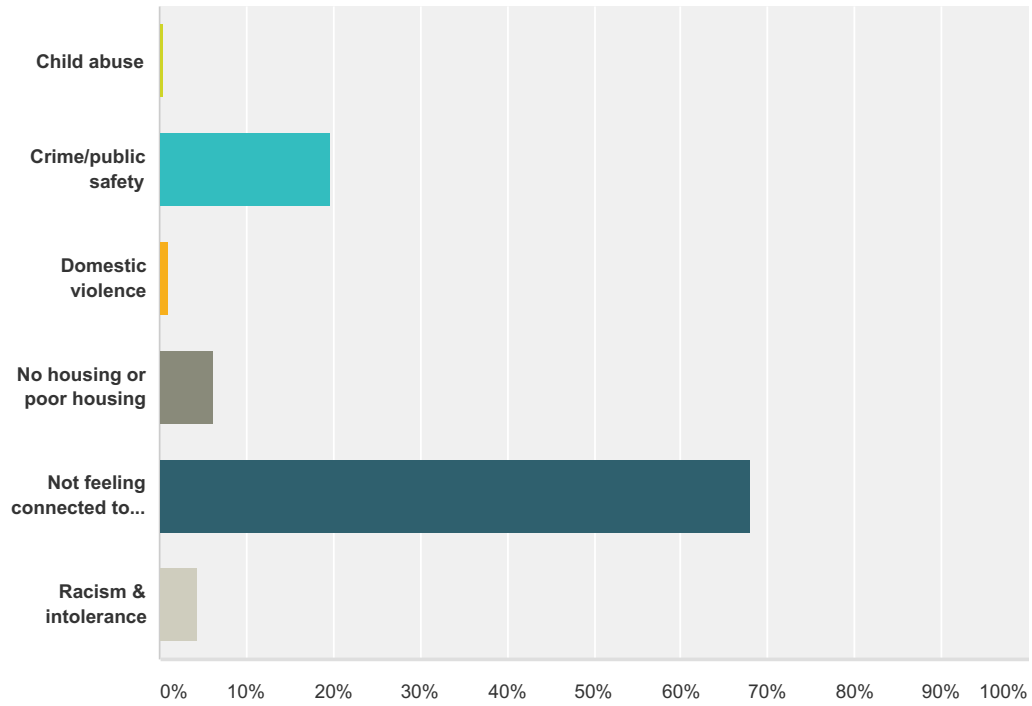


	I am not able to answer this question	Does not apply to me, I did not have any experience with it	Not serious (e.g. teen acne)	Somewhat serious	Moderately serious	Serious	Very Serious (e.g., HIV/AIDS)	Total	Weighted Average
Child Abuse	1.34% 17	94.64% 1,201	1.89% 24	1.50% 19	0.00% 0	0.39% 5	0.24% 3	1,269	0.04
Crime/public safety	0.95% 12	71.58% 904	13.46% 170	8.55% 108	3.40% 43	1.43% 18	0.63% 8	1,263	0.22
Domestic violence	1.19% 15	92.00% 1,162	3.25% 41	1.90% 24	0.79% 10	0.71% 9	0.16% 2	1,263	0.06
No housing or poor housing	1.10% 14	91.08% 1,154	2.76% 35	2.29% 29	0.55% 7	1.18% 15	1.03% 13	1,267	0.11
Not feeling connected to others	1.10% 14	72.69% 921	13.89% 176	7.58% 96	2.37% 30	1.82% 23	0.55% 7	1,267	0.20
Racism and intolerance	1.03% 13	83.43% 1,052	8.25% 104	4.28% 54	1.74% 22	1.11% 14	0.16% 2	1,261	0.12

Q32 From the following list pick the biggest thing that keeps you and your family from improving your health:

Answered: 629 Skipped: 1,894

Regional Health Assessment

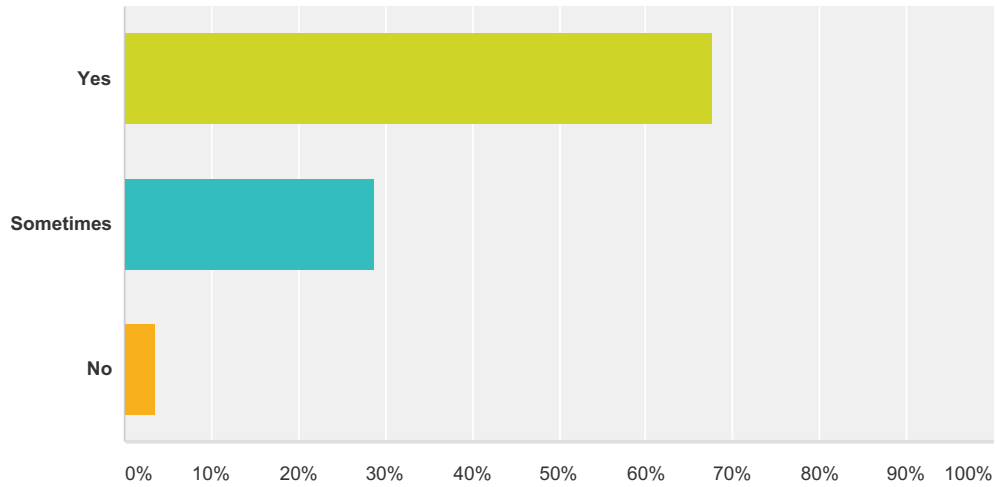


Answer Choices	Responses
Child abuse	0.48% 3
Crime/public safety	19.71% 124
Domestic violence	1.11% 7
No housing or poor housing	6.20% 39
Not feeling connected to others	68.04% 428
Racism & intolerance	4.45% 28
Total	629

Q33 Is this community a good place to raise children (Consider school quality, day care, after school programs, recreation, etc.)?

Answered: 1,252 Skipped: 1,271

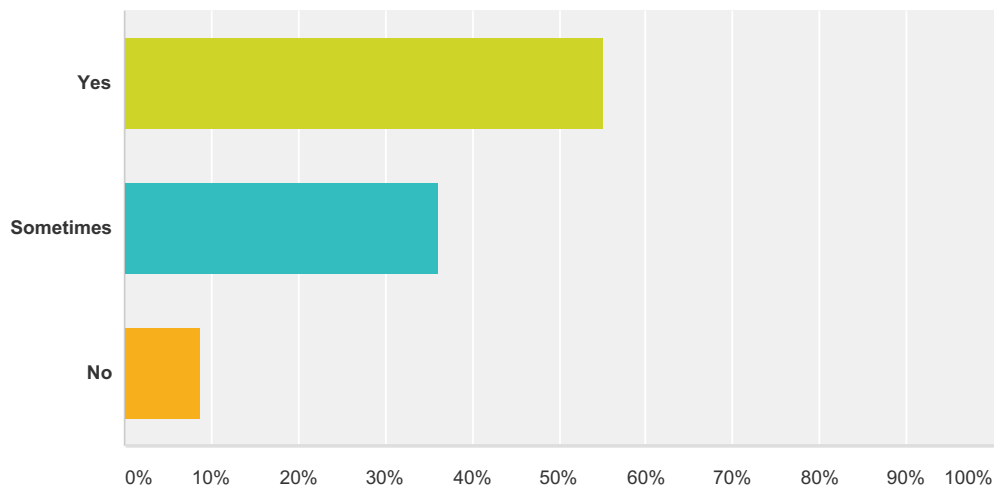
Regional Health Assessment



Answer Choices	Responses	Count
Yes	67.73%	848
Sometimes	28.75%	360
No	3.51%	44
Total		1,252

Q34 Is this community a good place to grow old (Consider elder-friendly housing, transportation to medical services, churches, shopping, elder day care, social support for the elderly living alone, Meals on Wheels, etc.)?

Answered: 1,256 Skipped: 1,267



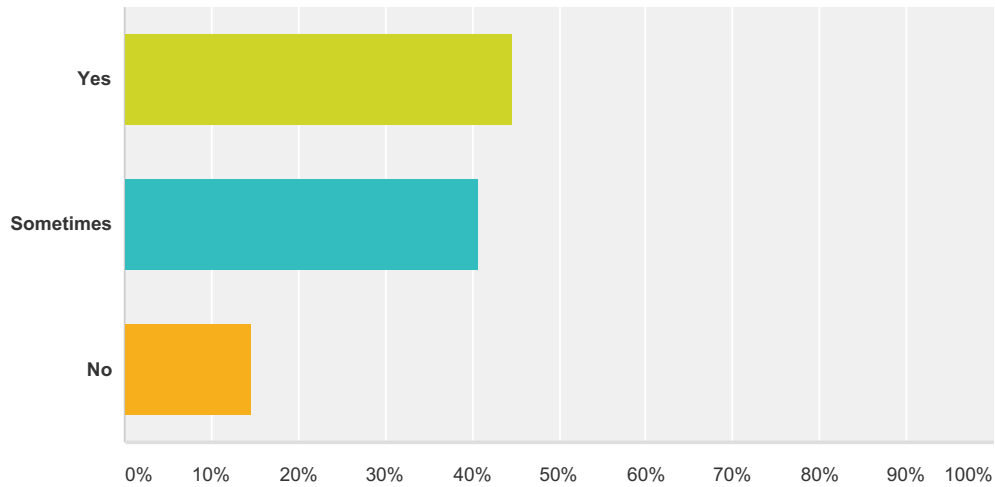
Answer Choices	Responses	Count
Yes	55.10%	692

Regional Health Assessment

Sometimes	36.15%	454
No	8.76%	110
Total		1,256

Q35 Is there economic opportunity in the community (Consider locally owned and operated businesses, jobs with career growth, job training/higher education opportunities, affordable housing, reasonable commute, etc.)?

Answered: 1,261 Skipped: 1,262

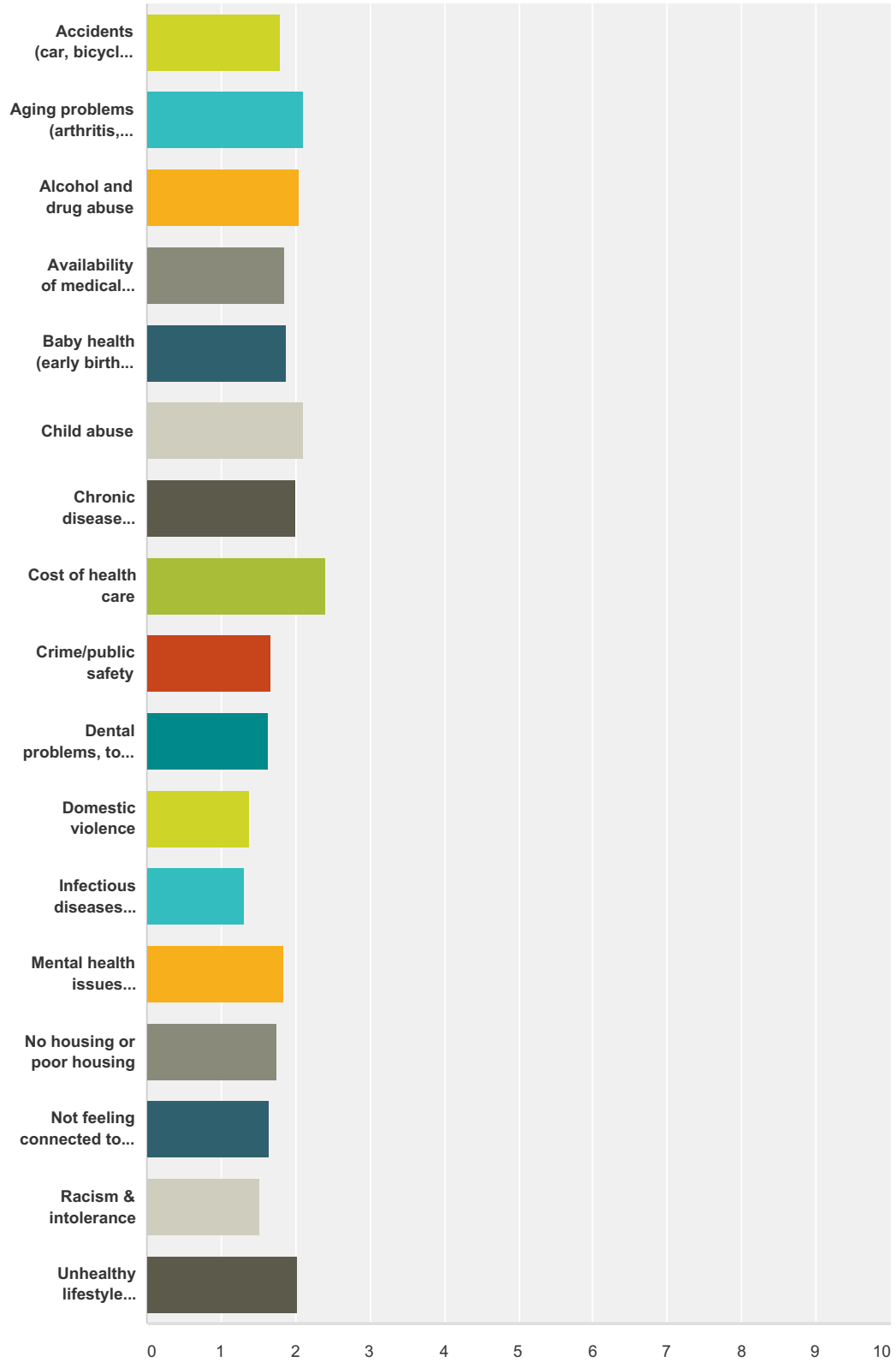


Answer Choices	Responses
Yes	44.65% 563
Sometimes	40.76% 514
No	14.59% 184
Total	1,261

Q36 In the next five years, what are the top 3 issues that, if addressed, help improve your health? Please rank them 1 to 3, with 1 being the most important.

Answered: 1,182 Skipped: 1,341

Regional Health Assessment



	1	2	3	Total	Weighted Average
Accidents (car, bicycle, falls)	27.59% 24	25.29% 22	47.13% 41	87	1.80

Regional Health Assessment

Aging problems (arthritis, hearing/vision loss)	37.92% 190	34.73% 174	27.35% 137	501	2.11
Alcohol and drug abuse	31.11% 14	42.22% 19	26.67% 12	45	2.04
Availability of medical appointments	23.18% 83	39.66% 142	37.15% 133	358	1.86
Baby health (early birth, low birth weight)	11.76% 2	64.71% 11	23.53% 4	17	1.88
Child abuse	55.56% 5	0.00% 0	44.44% 4	9	2.11
Chronic disease (cancer, diabetes, heart disease, lung disease, obesity)	32.30% 115	35.96% 128	31.74% 113	356	2.01
Cost of health care	56.86% 452	26.54% 211	16.60% 132	795	2.40
Crime/public safety	15.31% 15	36.73% 36	47.96% 47	98	1.67
Dental problems, tooth pain	10.69% 14	41.98% 55	47.33% 62	131	1.63
Domestic violence	12.50% 1	12.50% 1	75.00% 6	8	1.38
Infectious diseases (hepatitis, TB, flu, STDs)	4.00% 1	24.00% 6	72.00% 18	25	1.32
Mental health issues (depression, anxiety, suicidal thoughts, psychiatric problems)	21.38% 34	41.51% 66	37.11% 59	159	1.84
No housing or poor housing	17.39% 8	41.30% 19	41.30% 19	46	1.76
Not feeling connected to others	13.46% 14	37.50% 39	49.04% 51	104	1.64
Racism & intolerance	12.50% 4	28.13% 9	59.38% 19	32	1.53
Unhealthy lifestyle (tobacco, unhealthy eating, not exercising, not using a seat belt, not getting shots)	36.98% 196	28.87% 153	34.15% 181	530	2.03

Q37 Finally, what makes you proudest of your community?

Answered: 687 Skipped: 1,836

Q38 Please name a person , group, or program that is working to improve health and quality of life in your community:

Answered: 648 Skipped: 1,875

Q39 Address

Answered: 216 Skipped: 2,307

Answer Choices	Responses
----------------	-----------

Regional Health Assessment

Name	91.20%	197
Company	0.00%	0
Address	0.00%	0
Address 2	0.00%	0
City/Town	0.00%	0
State/Province	0.00%	0
ZIP/Postal Code	97.69%	211
Country	0.00%	0
Email Address	90.28%	195
Phone Number	0.00%	0